

**COMPUTER
ARCHITECTURE AND
OPERATING SYSTEMS
(CS31702)**

Syllabus

- **Architecture:**

- Basic organization,
- fetch-decode-execute cycle,
- data path and control path,
- instruction set architecture,
- I/O subsystems, interrupts, memory hierarchy, overview of pipelined architecture.

- **Operating systems:**

- An overview,
- process management,
- user and supervisor modes,
- process synchronization, semaphores,
- memory management, virtual memory,
- file systems, I/O systems.

Books

Computer Architecture:

- David A. Patterson and John L. Hennessy, Computer Organization and Design: The Hardware/Software Interface, Elsevier.
- Carl Hamachar, Zvonco Vranesic and Safwat Zaky, Computer Organization, McGraw-Hill.
- John P. Hayes, Computer Architecture and Organization, McGraw-Hill.

Operating System:

- Avi Silberschatz, Peter Galvin, Greg Gagne, Operating System Concepts, Wiley Asia Student Edition.
- William Stallings, Operating Systems: Internals and Design Principles, Prentice Hall of India.

Chapter 1

Computer Abstractions and Technology

The Computer Revolution

- Progress in computer technology
 - Underpinned by Moore's Law – **2x integration density every 18 months**
- Makes novel applications feasible
 - Computers in automobiles
 - Cell phones
 - Human genome project
 - World Wide Web
 - Search Engines
- Computers are pervasive

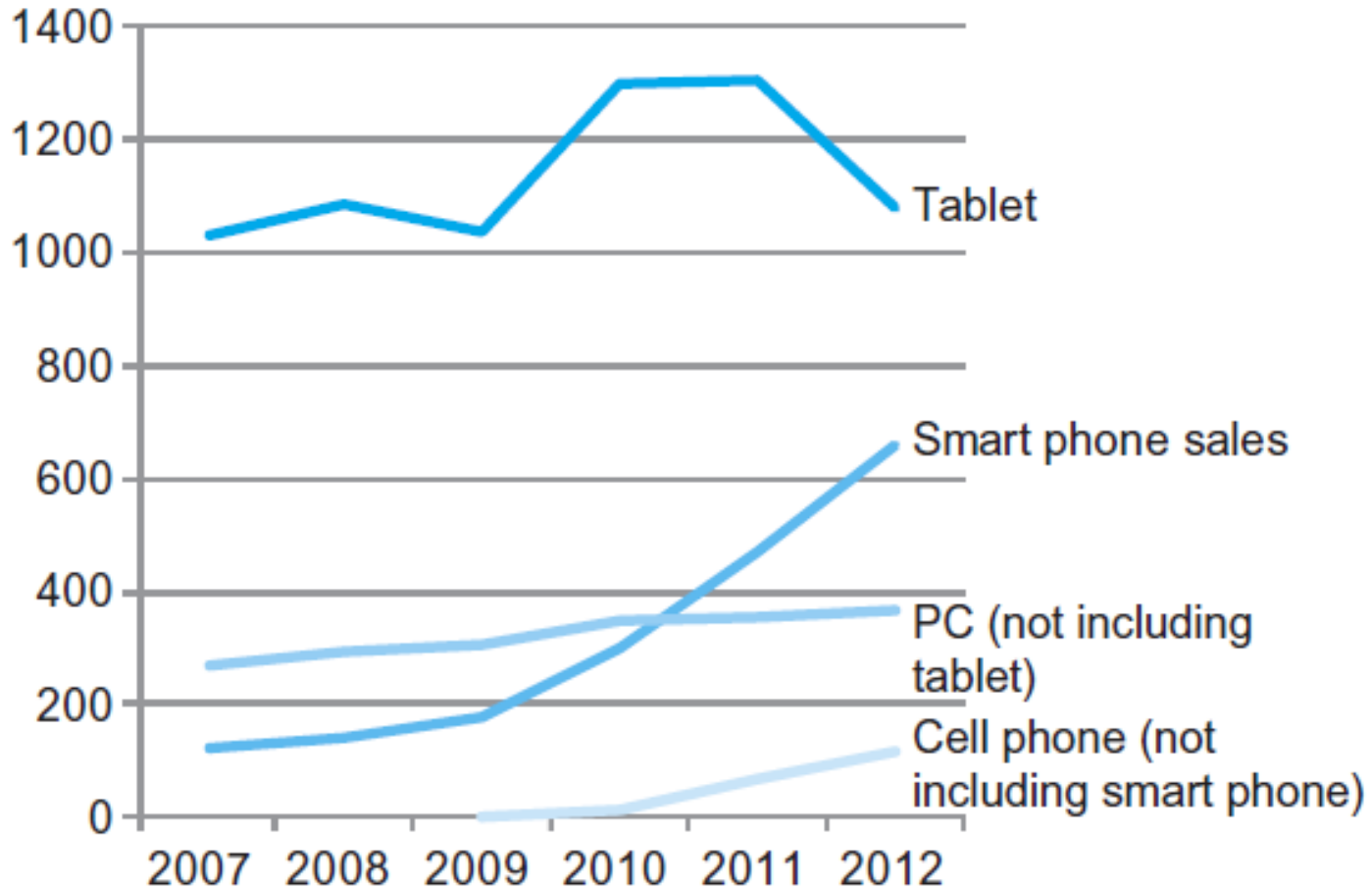
Classes of Computers

- Personal computers
 - General purpose, variety of software
 - Subject to cost/performance tradeoff
- Server computers
 - Network based
 - High capacity, performance, reliability
 - Range from small servers to building sized

Classes of Computers

- Supercomputers
 - High-end scientific and engineering calculations
 - Highest capability but represent a small fraction of the overall computer market
- Embedded computers
 - Hidden as components of systems
 - Stringent power/performance/cost constraints

The PostPC Era



The PostPC Era

- Personal Mobile Device (PMD)
 - Battery operated
 - Connects to the Internet
 - Hundreds of dollars
 - Smart phones, tablets, electronic glasses
- Cloud computing
 - Warehouse Scale Computers (WSC)
 - Software as a Service (SaaS)
 - Portion of software run on a PMD and a portion run in the Cloud
 - Amazon and Google

What You Will Learn

- How programs are translated into the machine language
 - And how the hardware executes them
- The hardware/software interface
- What determines program performance
 - And how it can be improved
- How hardware designers improve performance
- What is parallel processing

What Affects Performance?

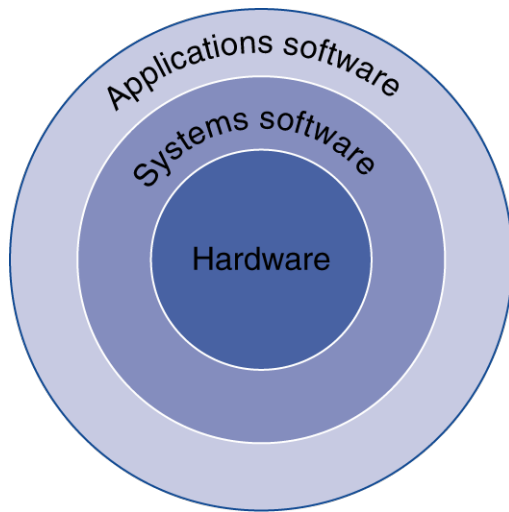
- Algorithm
 - Determines number of operations executed
- Programming language, compiler, architecture
 - Determine number of machine instructions executed per operation
- Processor and memory system
 - Determine how fast instructions are executed
- I/O system (including OS)
 - Determines how fast I/O operations are executed

Eight Great Ideas

- Design for *Moore's Law*
- Use *abstraction* to simplify design
- Make the *common case fast*
- Performance via *parallelism*
- Performance via *pipelining*
- Performance via *prediction*
- *Hierarchy* of memories
- *Dependability* via redundancy



Below Your Program



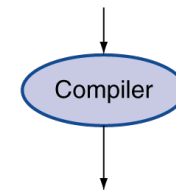
- Application software
 - Written in high-level language
- System software
 - Compiler: translates HLL code to machine code
 - Operating System: service code
 - Handling input/output
 - Managing memory and storage
 - Scheduling tasks & sharing resources
- Hardware
 - Processor, memory, I/O controllers

Levels of Program Code

- High-level language
 - Level of abstraction closer to problem domain
 - Provides for productivity and portability
- Assembly language
 - Textual representation of instructions
- Hardware representation
 - Binary digits (bits)
 - Encoded instructions and data

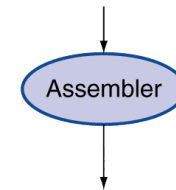
High-level
language
program
(in C)

```
swap(int v[], int k)
{int temp;
  temp = v[k];
  v[k] = v[k+1];
  v[k+1] = temp;
}
```



Assembly
language
program
(for MIPS)

```
swap:
  muli $2, $5, 4
  add $2, $4, $2
  lw $15, 0($2)
  lw $16, 4($2)
  sw $16, 0($2)
  sw $15, 4($2)
  jr $31
```

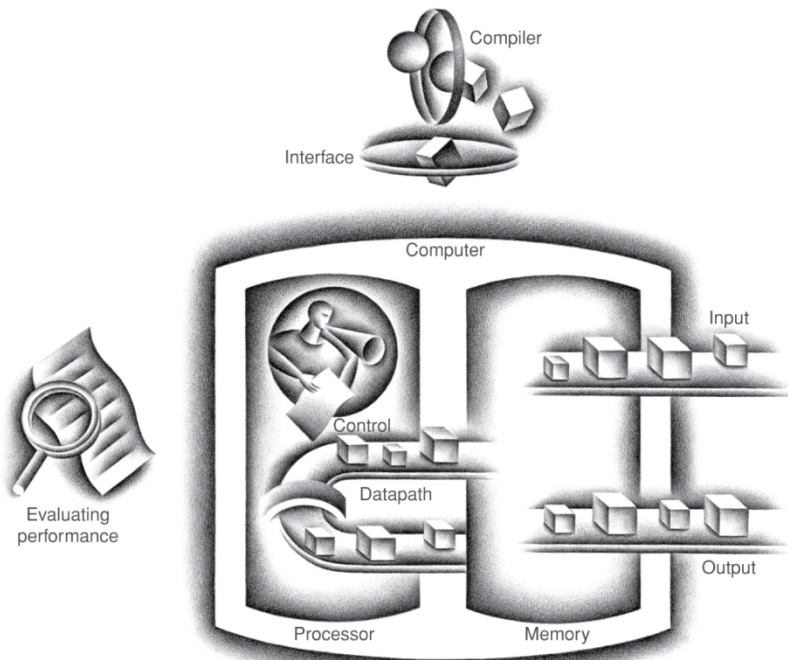


Binary machine
language
program
(for MIPS)

```
000000001010000100000000000011000
000000000000110000001100000100001
100011000110001000000000000000000
100011001111001000000000000000100
101011001111001000000000000000000
101011000110001000000000000000100
00000011111000000000000000001000
```

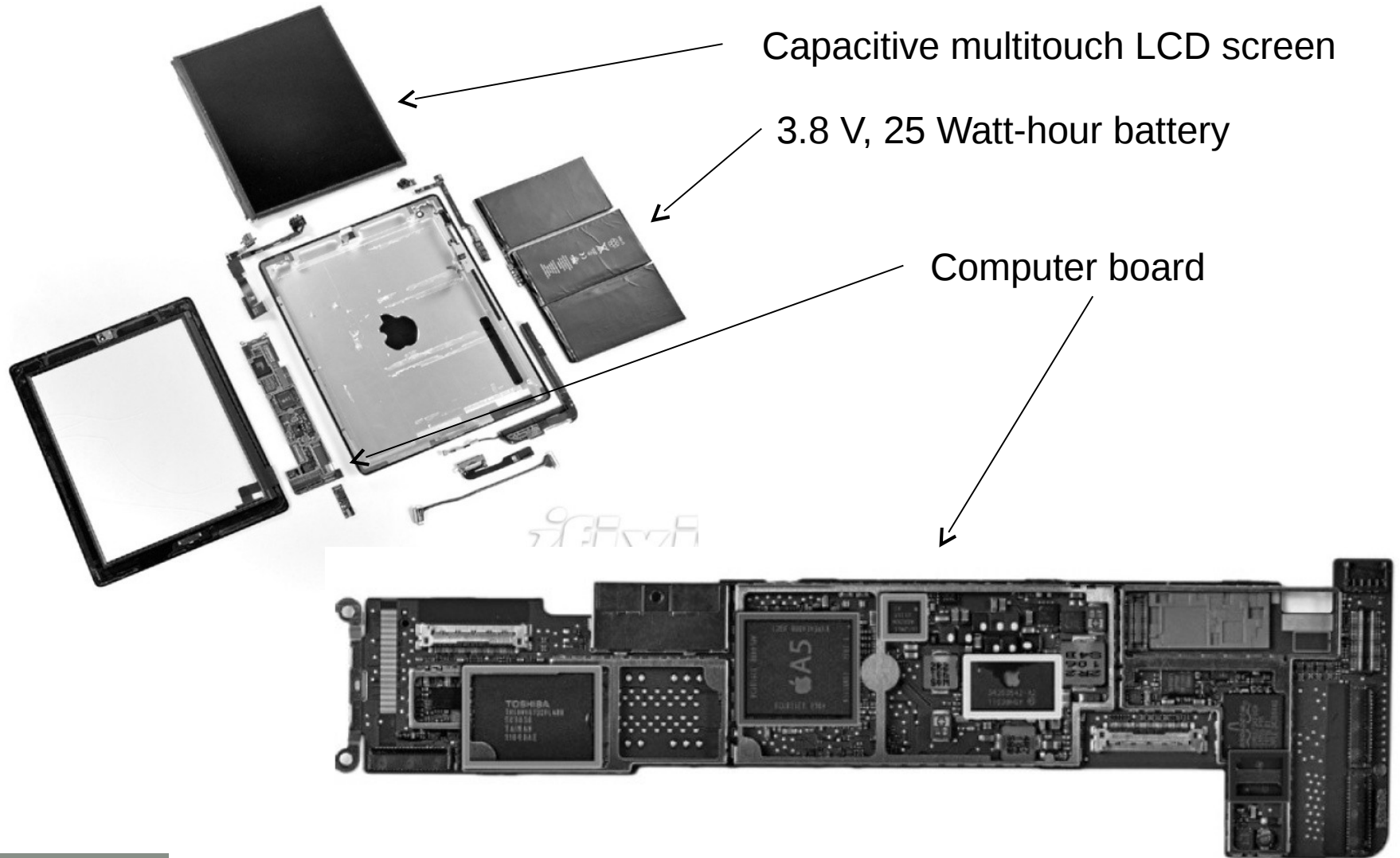
Components of a Computer

The BIG Picture



- Same components for all kinds of computer
 - Desktop, server, embedded
- Input/output includes
 - User-interface devices
 - Display, keyboard, mouse
 - Storage devices
 - Hard disk, CD/DVD, flash
 - Network adapters
 - For communicating with other computers

Opening the Box

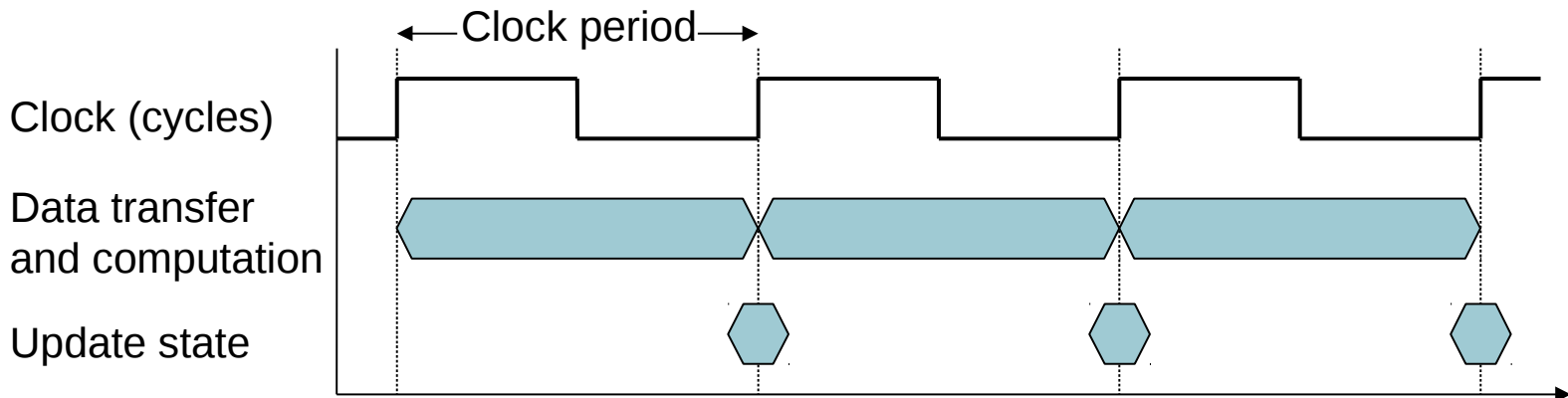


Inside the Processor (CPU)

- Datapath: performs operations on data
- Control: sequences datapath, memory, ...
- Cache memory
 - Small fast SRAM memory for immediate access to data

CPU Clocking

- Operation of digital hardware governed by a constant-rate clock



- Clock period: duration of a clock cycle
 - e.g., $250\text{ps} = 0.25\text{ns} = 250 \times 10^{-12}\text{s}$
- Clock frequency (rate): cycles per second
 - e.g., $4.0\text{GHz} = 4000\text{MHz} = 4.0 \times 10^9\text{Hz}$

CPU Time

$$\begin{aligned}\text{CPU Time} &= \text{CPU Clock Cycles} \times \text{Clock Cycle Time} \\ &= \frac{\text{CPU Clock Cycles}}{\text{Clock Rate}}\end{aligned}$$

- Performance improved by
 - Reducing number of clock cycles
 - Increasing clock rate
 - Hardware designer must often trade off clock rate against cycle count

CPU Time Example

- Computer A: 2GHz clock, 10s CPU time
- Designing Computer B
 - Aim for 6s CPU time
 - Can do faster clock, but causes $1.2 \times$ clock cycles
- How fast must Computer B clock be?

$$\text{Clock Rate}_B = \frac{\text{Clock Cycles}_B}{\text{CPU Time}_B} = \frac{1.2 \times \text{Clock Cycles}_A}{6s}$$

$$\begin{aligned}\text{Clock Cycles}_A &= \text{CPU Time}_A \times \text{Clock Rate}_A \\ &= 10s \times 2\text{GHz} = 20 \times 10^9\end{aligned}$$

$$\text{Clock Rate}_B = \frac{1.2 \times 20 \times 10^9}{6s} = \frac{24 \times 10^9}{6s} = 4\text{GHz}$$

Instruction Count and CPI

Clock Cycles = Instruction Count \times Cycles per Instruction

CPU Time = Instruction Count \times CPI \times Clock Cycle Time

$$= \frac{\text{Instruction Count} \times \text{CPI}}{\text{Clock Rate}}$$

- Instruction Count for a program
 - Determined by program, ISA and compiler
- Average cycles per instruction
 - Determined by CPU hardware
 - If different instructions have different CPI
 - Average CPI affected by instruction mix

CPI Example

- Computer A: Cycle Time = 250ps, CPI = 2.0
- Computer B: Cycle Time = 500ps, CPI = 1.2
- Same ISA
- Which is faster, and by how much?

$$\begin{aligned}\text{CPU Time}_A &= \text{Instruction Count} \times \text{CPI}_A \times \text{Cycle Time}_A \\ &= 1 \times 2.0 \times 250\text{ps} = 1 \times 500\text{ps} \leftarrow \text{A is faster...}\end{aligned}$$

$$\begin{aligned}\text{CPU Time}_B &= \text{Instruction Count} \times \text{CPI}_B \times \text{Cycle Time}_B \\ &= 1 \times 1.2 \times 500\text{ps} = 1 \times 600\text{ps}\end{aligned}$$

$$\frac{\text{CPU Time}_B}{\text{CPU Time}_A} = \frac{1 \times 600\text{ps}}{1 \times 500\text{ps}} = 1.2 \leftarrow \text{...by this much}$$

CPI in More Detail

- If different instruction classes take different numbers of cycles

$$\text{Clock Cycles} = \sum_{i=1}^n (\text{CPI}_i \times \text{Instruction Count}_i)$$

- Weighted average CPI

$$\text{CPI} = \frac{\text{Clock Cycles}}{\text{Instruction Count}} = \sum_{i=1}^n \text{CPI}_i \times \underbrace{\frac{\text{Instruction Count}_i}{\text{Instruction Count}}}_{\text{Relative frequency}}$$

CPI Example

- Alternative compiled code sequences using instructions in classes A, B, C

Class	A	B	C
CPI for class	1	2	3
IC in sequence 1	2	1	2
IC in sequence 2	4	1	1

- Sequence 1: IC = 5
 - Clock Cycles
 $= 2 \times 1 + 1 \times 2 + 2 \times 3$
 $= 10$
 - Avg. CPI = $10/5 = 2.0$
- Sequence 2: IC = 6
 - Clock Cycles
 $= 4 \times 1 + 1 \times 2 + 1 \times 3$
 $= 9$
 - Avg. CPI = $9/6 = 1.5$

Performance Summary

The BIG Picture

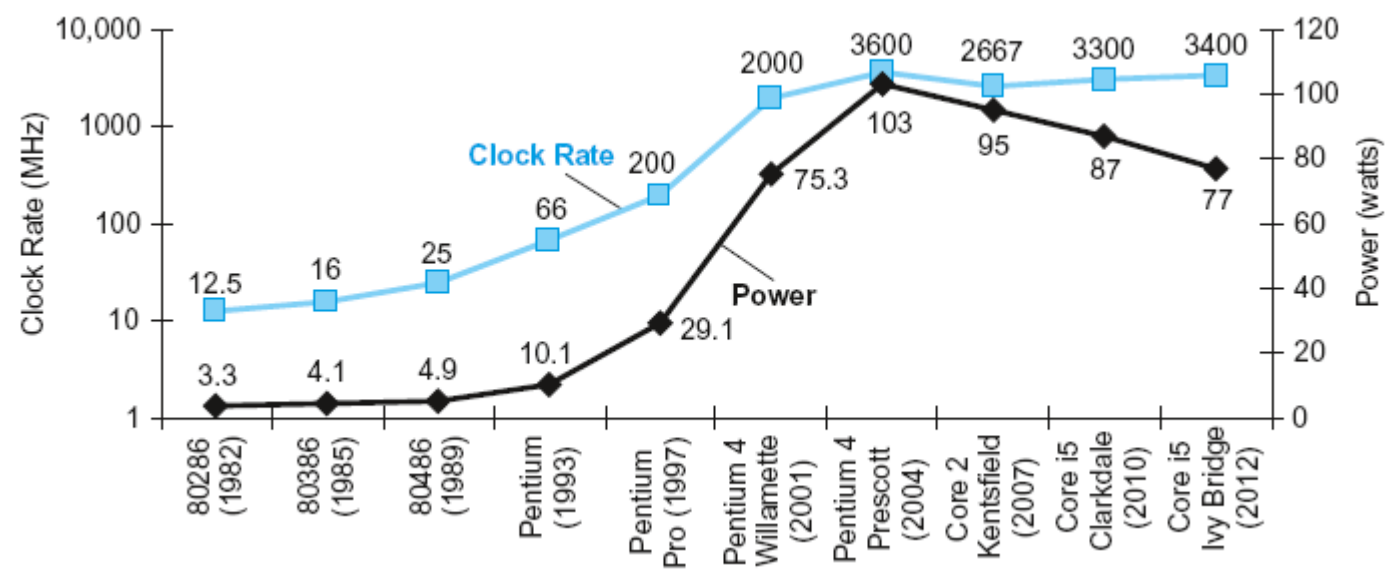
$$\text{CPU Time} = \frac{\text{Instructions}}{\text{Program}} \times \frac{\text{Clock cycles}}{\text{Instruction}} \times \frac{\text{Seconds}}{\text{Clock cycle}}$$

- Performance depends on
 - Algorithm: affects IC, possibly CPI
 - Programming language: affects IC, CPI
 - Compiler: affects IC, CPI
 - Instruction set architecture: affects IC, CPI, T_c

Response Time and Throughput

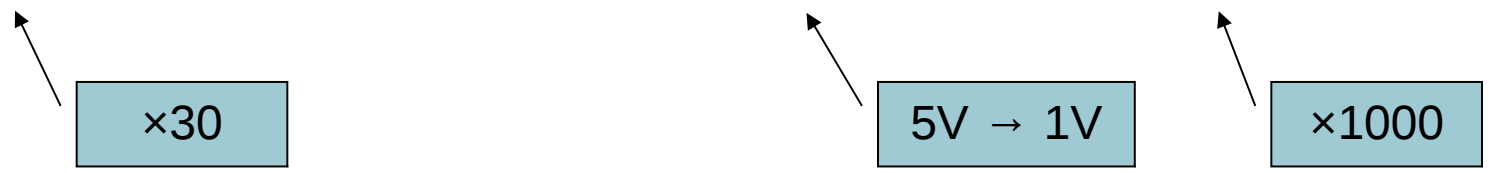
- Response time
 - How long it takes to do a task
- Throughput
 - Total work done per unit time
 - e.g., tasks/transactions/... per hour
- How are response time and throughput affected by
 - Replacing the processor with a faster version?
 - Adding more processors?
- We'll study their estimation now

Power Trends



- In CMOS IC technology

$$\text{Power} = \text{Capacitive load} \times \text{Voltage}^2 \times \text{Frequency}$$



Reducing Power

- Suppose a new CPU has
 - 85% of capacitive load of old CPU
 - 15% voltage and 15% frequency reduction

$$\frac{P_{\text{new}}}{P_{\text{old}}} = \frac{C_{\text{old}} \times 0.85 \times (V_{\text{old}} \times 0.85)^2 \times F_{\text{old}} \times 0.85}{C_{\text{old}} \times V_{\text{old}}^2 \times F_{\text{old}}} = 0.85^4 = 0.52$$

- The power wall
 - We can't reduce voltage further
 - We can't remove more heat
- How else can we improve performance?

Multiprocessors

- Multicore microprocessors
 - More than one processor per chip
 - Clock frequency limited
- Requires explicitly parallel programming
 - Compare with instruction level parallelism
 - Hardware executes multiple instructions at once
 - Hidden from the programmer
 - Hard to do
 - Programming for performance
 - Load balancing
 - Optimizing communication and synchronization

Concluding Remarks

- Cost/performance is improving
 - Due to underlying technology development
- Hierarchical layers of abstraction
 - In both hardware and software
- Instruction set architecture
 - The hardware/software interface
- Execution time: the best performance measure
- Power is a limiting factor
 - Use parallelism to improve performance