





Functions

Function

- A program segment that carries out some specific, well-defined task
- Example
 - A function to add two numbers
 - A function to find the largest of n numbers
- A function will carry out its intended task whenever it is **called** or **invoked**
 - Can be called multiple times

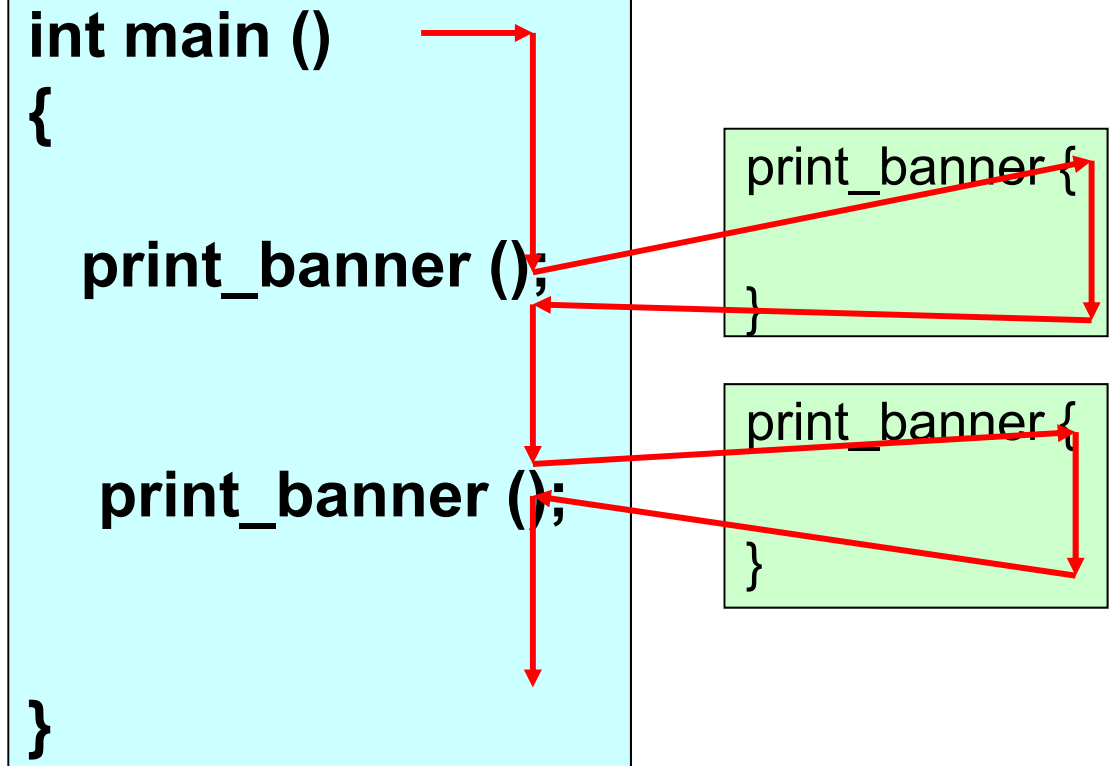
- 
- A function is a block of statements that performs a specific task.
 - Say you are writing a C program and you need to perform a same task in that program more than once. In such case you have two options:
 - a) Use the same set of statements every time you want to perform the task
 - b) Write a function to perform that task, and just call it every time you need to perform that task.


- 
- Every C program consists of one or more functions
 - One of these functions must be called `main`
 - Execution of the program always begins by carrying out the instructions in `main`
 - Functions call other functions as instructions

Function Control Flow

```
void print_banner ()  
{  
    printf("*****\n");  
}
```

```
int main ()  
{  
    ...  
    print_banner ();  
    ...  
    print_banner ();  
}
```



- 
- Calling function (**caller**) may pass information to the called function (**callee**) as parameters/arguments
 - For example, the numbers to add
 - The callee may return a single value to the caller
 - Some functions may not return anything

Calling function (Caller)

```
int main()
{
    float cent, fahr;
    scanf("%f",&cent);
    fahr = cent2fahr(cent);
    printf("%fC = %fF\n",
        cent, fahr);
    return 0;
}
```

Called function (Callee)

Parameter

```
float cent2fahr(float data)
{
    float result;
    result = data*9/5 + 32;
    return result;
}
```

Parameter passed

Returning value

Calling/Invoking the cent2fahr function

How it runs

```
float cent2fahr(float data)
{
    float result;
    printf("data = %f\n", data);
    result = data*9/5 + 32;
    printf("result = %f\n", result);
    return result;
}

int main()
{ float cent, fahr;
  scanf("%f",&cent);
  printf("Input is %f\n", cent);
  fahr = cent2fahr(cent);
  printf("%fC = %fF\n", cent, fahr);
  return 0;
}
```

Outputs

```
32
Input is 32.000000
data = 32.000000
result = 89.599998
32.000000C = 89.599998F
```

```
-45.6
Input is -45.599998
data = -45.599998
result = -50.079998
-45.599998C = -50.079998F
```


What will be the output?

```
float cent2fahr(float data)
{
    float result;
    printf("data = %f\n", data);
    result = data*9/5 + 32;
    return result;
    printf("result = %f\n", result);
}
int main()
{ float cent, fahr;
  scanf("%f",&cent);
  printf("Input is %f\n", cent);
  fahr = cent2fahr(cent);
  printf("%fC = %fF\n", cent, fahr);
  return 0;
}
```

Outputs

```
32
Input is 32.000000
data = 32.000000
32.000000C = 89.599998F
```

```
-45.6
Input is -45.599998
data = -45.599998
-45.599998C = -50.079998F
```

Another Example

```
int factorial (int m)
{
    int i, temp=1;
    for (i=1; i<=m; i++)
        temp = temp * i;
    return (temp);
}
```

```
int main()
{
    int n;
    for (n=1; n<=5; n++)
        printf ("%d! = %d \n",
                n, factorial (n) );
    return 0;
}
```

Output

```
1! = 1
2! = 2
3! = 6
4! = 24
5! = 120
```


Why Functions?

- Allows one to develop a program in a modular fashion
 - Divide-and-conquer approach
 - Construct a program from small pieces or components
- Use existing functions as building blocks for new programs - reusability of the code
- Abstraction: hide internal details (library functions)
- To improve the readability of code.
- Debugging of the code would be easier
- Reduces the size of the code, duplicate set of statements are replaced by function calls.

Defining a Function

- A function definition has two parts:
 - The first line, called header
 - The body of the function

```
return-value-type function-name ( parameter-list )  
{  
    declarations and statements  
}
```

- 
- The first line contains the return-value-type, the function name, and optionally a set of comma-separated arguments enclosed in parentheses
 - Each argument has an associated type declaration
 - The arguments are called **formal arguments** or **formal parameters**
 - The body of the function is actually a block of statement that defines the action to be taken by the function

Return-value type

Formal parameters

int gcd (int A, int B)

{

int temp;

while ((B % A) != 0) {

temp = B % A;

B = A;

A = temp;

}

return (A);

}

Value returned

BODY

Return value

- A function can return a value
 - Using **return** statement
- Like all values in C, a function return value has a type
- The return value can be assigned to a variable in the caller

```
int x, y, z;  
scanf("%d%d", &x, &y);  
z = gcd(x,y);  
printf("GCD of %d and %d is %d\n", x, y, z);
```

Function Not Returning Any Value

- Example: A function which prints if a number is divisible by 7 or not

```
void div7 (int n)
{
    if ((n % 7) == 0)
        printf ("%d is divisible by 7", n);
    else
        printf ("%d is not divisible by 7", n);
    return;
}
```

Return type is void

Optional

return statement

- In a value-returning function (result type is **not** void), **return** does two distinct things
 - specify the value returned by the execution of the function
 - terminate that execution of the callee and transfer control back to the caller
- A function can only return one value
 - The value can be any expression matching the return type
 - but it might contain more than one return statement.
- In a void function
 - return is optional at the end of the function body.
 - return may also be used to terminate execution of the function explicitly.
 - No return value should appear following return.

```
void compute_and_print_itax ()
```

```
{
```

```
    float income;
```

```
    scanf ("%f", &income);
```

```
    if (income < 50000) {
```

```
        printf ("Income tax = Nil\n");
```

```
        return;
```

```
    }
```

```
    if (income < 60000) {
```

```
        printf ("Income tax = %f\n", 0.1*(income-50000));
```

```
        return;
```

```
    }
```

```
    if (income < 150000) {
```

```
        printf ("Income tax = %f\n", 0.2*(income-60000)+1000);
```

```
        return ;
```

```
    }
```

```
    printf ("Income tax = %f\n", 0.3*(income-150000)+19000);
```

```
}
```

Terminate function execution before reaching the end

Calling a function

- Called by specifying the function name and parameters in an instruction in the calling function
- When a function is called from some other function, the corresponding arguments in the function call are called **actual arguments** or **actual parameters**
 - The function call must include a matching actual parameter for each formal parameter
 - Position of an actual parameters in the parameter list in the call must match the position of the corresponding formal parameter in the function definition
 - The formal and actual arguments must match in their data types



Functions

(Contd...)

Example

Formal parameters

```
int main ()
{
    double x, y, z;
    char op;
    ...
    z = operate (x, y, op);
    ...
}
```

Actual parameters

```
double operate (double x, double y, char op)
{
    switch (op) {
        case '+': return x+y+0.5 ;
        case '~' : if (x>y)
                    return x-y + 0.5;
                    return y-x+0.5;
        case 'x' : return x*y + 0.5;
        default : return -1;
    }
}
```

- When the function is executed, the **value** of the actual parameter is copied to the formal parameter

parameter passing

```
int main ()
{
    ...
    double circum;
    ...
    area1 = area(circum/2.0);
    ...
}
```

```
double area (double r)
{
    return (3.14*r*r);
}
```

Another Example

```
/* Compute the GCD of four numbers */
int main()
{
    int n1, n2, n3, n4, result;
    scanf ("%d %d %d %d", &n1, &n2, &n3, &n4);
    result = gcd ( gcd (n1, n2), gcd (n3, n4) );
    printf ("The GCD of %d, %d, %d and %d is %d \n",
n1, n2, n3, n4, result);
    return 0;
}
```

Another Example

```
int main()
{
    int numb, flag, j=3;
    scanf("%d",&numb);
    while (j <=numb)
    {
        flag = prime(j);
        if (flag==0)
            printf("%d is prime\n",j);
        j++;
    }
    return 0;
}
```

```
int prime(int x)
{
    int i, test;
    i=2, test =0;
    while ((i <= sqrt(x)) && (test
    ==0))
    {
        if (x%i==0) test = 1;
        i++;
    }
    return test;
}
```

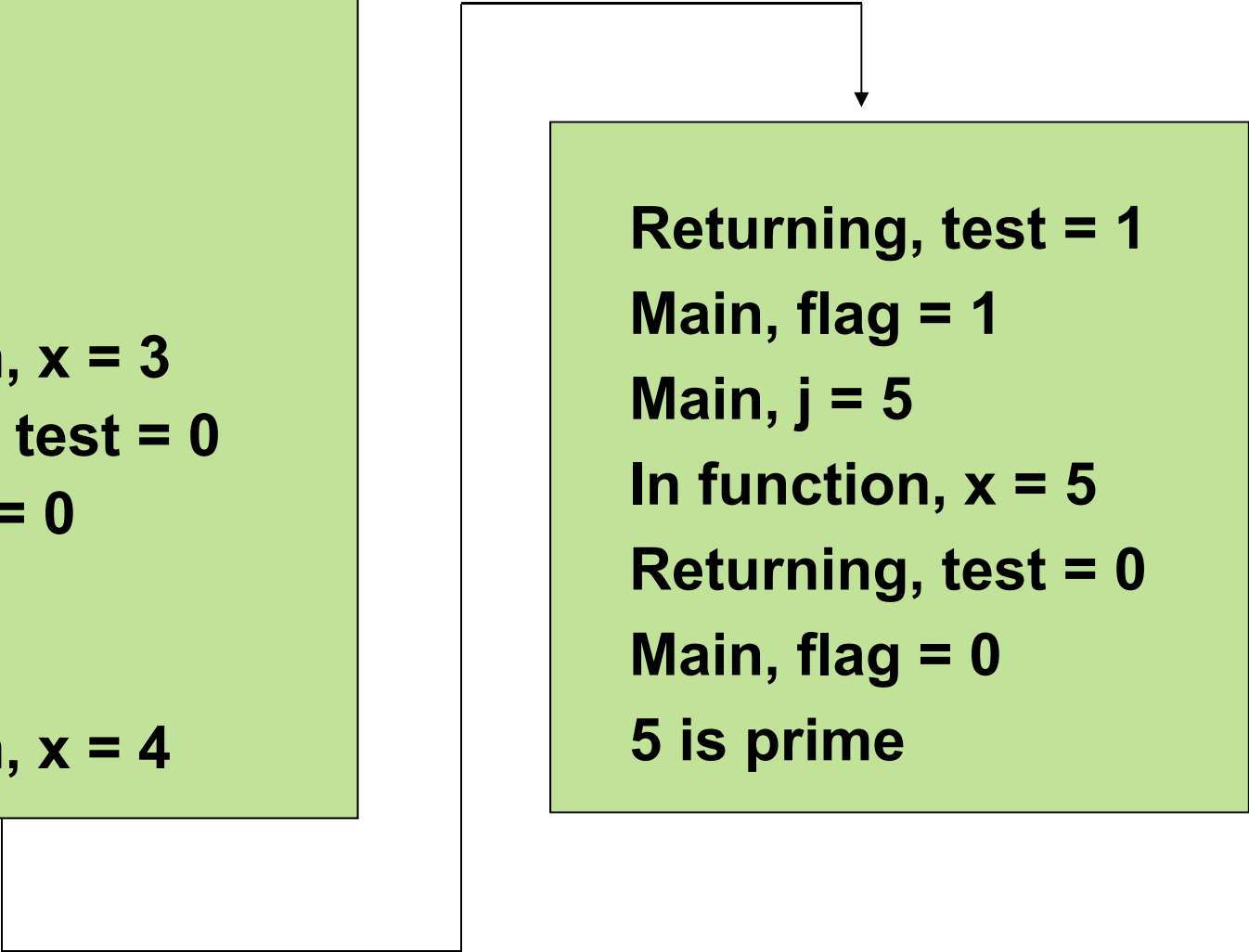

Tracking the flow of control

```
int main()
{
    int numb, flag, j=3;
    scanf("%d",&numb);
    printf("numb = %d \n",numb);
    while (j <= numb)
    { printf("Main, j = %d\n",j);
      flag = prime(j);
      printf("Main, flag = %d\n",flag);
      if (flag == 0)
          printf("%d is prime\n",j);
      j++;
    }
    return 0;
}
```

```
int prime(int x)
{
    int i, test;
    i = 2; test = 0;
    printf("In function, x = %d \n",x);
    while ((i <= sqrt(x)) && (test == 0))
    {
        if (x%i == 0) test = 1;
        i++;
    }
    printf("Returning, test = %d \n",test);
    return test;
}
```

The output

5
numb = 5
Main, j = 3
In function, x = 3
Returning, test = 0
Main, flag = 0
3 is prime
Main, j = 4
In function, x = 4




Returning, test = 1
Main, flag = 1
Main, j = 5
In function, x = 5
Returning, test = 0
Main, flag = 0
5 is prime




Points to note

- The identifiers used as formal parameters are “local”.
 - Not recognized outside the function
 - Names of formal and actual arguments may differ
- A value-returning function is called by including it in an expression
 - A function with return type T (\neq void) can be used anywhere an expression of type T can be used

- 
- Returning control back to the caller
 - If nothing returned
 - `return;`
 - or, until reaches the last right brace ending the function body
 - If something returned
 - `return expression;`

Function Prototypes

- Usually, a function is defined before it is called
 - `main()` is the last function in the program written
 - Easy for the compiler to identify function definitions in a single scan through the file
- However, many programmers prefer a top-down approach, where the functions are written after `main()`
 - Must be some way to tell the compiler
 - Function prototypes are used for this purpose
 - Only needed if function definition comes after use

- 
- Function prototypes are usually written at the beginning of a program, ahead of any functions (including `main()`)
 - Prototypes can specify parameter names or just types (more common)
 - Examples:

```
int gcd (int , int );
```

```
void div7 (int number);
```

- Note the semicolon at the end of the line.
- The parameter name, if specified, can be anything; but it is a good practice to use the same names as in the function definition

Example:

```
#include <stdio.h>
int sum(int, int);
int main()
{
    int x, y;
    scanf("%d%d", &x, &y);
    printf("Sum = %d\n", sum(x, y));
}
int sum (int a, int b)
{
    return(a + b);
}
```

Example:

```
#include <stdio.h>
```

```
int sum (int a, int b)  
{  
    return(a + b);  
}
```

```
int main()  
{  
    int x, y;  
    scanf("%d%d", &x, &y);  
    printf("Sum = %d\n", sum(x, y));  
}
```


Some more points

- A function cannot be defined within another function
 - All function definitions must be disjoint
- Nested function calls are allowed
 - A calls B, B calls C, C calls D, etc.
 - The function called last will be the first to return
- A function can also call itself, either directly or in a cycle
 - A calls B, B calls C, C calls back A.
 - Called **recursive call** or **recursion**

Example: `main` calls `ncr`, `ncr` calls `fact`

```
int ncr (int n, int r);
int fact (int n);

int main()
{
    int i, m, n, sum=0;
    scanf ("%d %d", &m, &n);
    for (i=1; i<=m; i+=2)
        sum = sum + ncr (n, i);
    printf ("Result: %d \n",
sum);
    return 0;
}
```

```
int ncr (int n, int r)
{
    return (fact(n) / fact(r) /
fact(n-r));
}

int fact (int n)
{
    int i, temp=1;
    for (i=1; i<=n; i++)
        temp *= i;
    return (temp);
}
```



Local variables

- A function can define its own local variables
- The locals have meaning only within the function
 - Each execution of the function uses a new set of locals
 - Local variables cease to exist when the function returns
- Parameters are also local

Local variables

```
/* Find the area of a circle with diameter d */  
double circle_area (double d)  
{  
    double radius, area;  
    radius = d/2.0;  
    area = 3.14*radius*radius;  
    return (area);  
}
```

parameter
local
variables

Revisiting nCr

```
int fact(int x)
{ int i,fact=1;
  for(i=2; i<=x; ++i) fact=fact*i;
  return fact;
}
```

```
int ncr(int x,int y)
{
  int p,q,r;
  p=fact(x);
  q=fact (y);
  r = fact(x-y);
  return p/(q*r);
}
```

```
int main()
{
  int n, r;
  scanf("%d%d",&n,&r);
  printf("n=%d, r=%d,
  nCr=%d\n",n, r, ncr(n,r));
  return 0;
}
```

The variable **x** in function **fact** and **x** in function **ncr** are different.

The values computed from the arguments at the point of call are copied on to the corresponding parameters of the called function before it starts execution.

Scope of a variable

- Part of the program from which the value of the variable can be used (seen)
- Scope of a variable - Within the block in which the variable is defined
 - Block = group of statements enclosed within { }
- Local variable – scope is usually the function in which it is defined
 - So two local variables of two functions can have the same name, but they are different variables
- Global variables – declared outside all functions (even main)
 - scope is entire program by default, but can be hidden in a block if local variable of same name defined

Variable Scope

```
#include <stdio.h>
int A = 1;
int main()
{
    myProc();
    printf ( "A = %d\n", A);
}

void myProc()
{
    int A = 2;
    if ( A==2 )
    {
        int A = 3;
        printf ( "A = %d\n", A);
    }
    printf ( "A = %d\n", A);
}
```

Global variable

Hides the global A

Output:

A = 3

A = 2

A = 1



Functions

(Contd...)

Parameter Passing: by Value and by Reference

- Used when invoking functions
- Call by value
 - Passes the value of the argument to the function
 - Execution of the function does not change the actual parameters
 - All changes to a parameter done inside the function are done on a copy of the actual parameter
 - The copy is removed when the function returns to the caller
 - The value of the actual parameter in the caller is not affected
 - Avoids accidental changes



■ Call by reference

- Passes the **address** to the original argument.
- Execution of the function may affect the original
- Not directly supported in C except for arrays

Parameter passing & return: 1

```
int main()
{
    int a=10, b;
    printf ("Initially a = %d\n", a);
    b = change (a);
    printf ("a = %d, b = %d\n", a, b);
    return 0;
}

int change (int x)
{
    printf ("Before x = %d\n",x);
    x = x / 2;
    printf ("After x = %d\n", x);
    return (x);
}
```

Output

```
Initially a = 10
Before x = 10
After x = 5
a = 10, b = 5
```

Parameter passing & return: 2

```
int main()
{
    int x=10, b;
    printf ("M: Initially x = %d\n", x);
    b = change (x);
    printf ("M: x = %d, b = %d\n", x, b);
    return 0;
}

int change (int x)
{
    printf ("F: Before x = %d\n",x);
    x = x / 2;
    printf ("F: After x = %d\n", x);
    return (x);
}
```

Output

M: Initially x = 10

F: Before x = 10

F: After x = 5

M: x = 10, b = 5

Parameter passing & return: 3

```
int main()
{
    int x=10, b;
    printf ("M: Initially x = %d\n", x);
    x = change (x); b = x;
    printf ("M: x = %d, b = %d\n", x, x);
    return 0;
}

int change (int x)
{
    printf ("F: Before x = %d\n",x);
    x = x / 2;
    printf ("F: After x = %d\n", x);
    return (x);
}
```

Output

M: Initially x = 10

F: Before x = 10

F: After x = 5

M: x = 5, b = 5

Parameter passing & return: 4

```
int main()
{
    int x=10, y=5;
    printf ("M1: x = %d, y = %d\n", x, y);
    interchange (x, y);
    printf ("M2: x = %d, y = %d\n", x, y);
    return 0;
}
```

```
void interchange (int x, int y)
{ int temp;
  printf ("F1: x = %d, y = %d\n", x, y);
  temp= x; x = y; y = temp;
  printf ("F2: x = %d, y = %d\n", x, y);
}
```

Output

M1: x = 10, y = 5

F1: x = 10, y = 5

F2: x = 5, y = 10

M2: x = 10, y = 5

How do we write an
interchange function?
(will see later)

Passing Arrays to Function

- Array element can be passed to functions as ordinary arguments
 - `IsFactor (x[i], x[0])`
 - `sin (x[5])`



Passing Entire Array to a Function

- An array name can be used as an argument to a function
 - Permits the entire array to be passed to the function
 - The way it is passed differs from that for ordinary variables
- Rules:
 - The array name must appear by itself as argument, without brackets or subscripts
 - The corresponding formal argument is written in the same manner
 - Declared by writing the array name with a pair of empty brackets

Whole Array as Parameters

```
const int ASIZE = 5;
float average (int B[ ])
{
    int i, total=0;
    for (i=0; i<ASIZE; i++)
        total = total + B[i];
    return ((float) total / (float) ASIZE);
}
```


**Only Array Name/address passed.
[] mentioned to indicate that
is an array.**

```
int main ( ) {
    int x[ASIZE] ; float x_avg;
    x = {10, 20, 30, 40, 50};
    x_avg = average (x) ;
    return 0;
}
```

Called only with actual array name

Contd.

We don't need to write the array size. It works with arrays of any size.



```
int main()
{
    int n;
    float list[100], avg;
    :
    avg = average (n, list);
    :
}

float average (int a, float x[])
{
    :
    sum = sum + x[i];
}
```

Arrays used as Output Parameters

```
void VectorSum (int a[ ], int b[ ], int vsum[ ], int length) {
    int i;
    for (i=0; i<length; i=i+1)
        vsum[i] = a[i] + b[i] ;
}

void PrintVector (int a[ ], int length) {
    int i;
    for (i=0; i<length; i++) printf ("%d ", a[i]);
}

int main () {
    int x[3] = {1,2,3}, y[3] = {4,5,6}, z[3];
    VectorSum (x, y, z, 3) ;
    PrintVector (z, 3) ;
    return 0;
}
```

The Actual Mechanism

- When an array is passed to a function, the values of the array elements are **not passed** to the function
 - The array name is interpreted as the **address** of the first array element
 - The formal argument therefore becomes a **pointer** to the first array element
 - When an array element is accessed inside the function, the address is calculated using the formula stated before
 - Changes made inside the function are thus also reflected in the calling program

Contd.

- Passing parameters in this way is called **call-by-reference**
- Normally parameters are passed in C using **call-by-value**
- Basically what it means?
 - If a function changes the values of array elements, then these changes will be made to the original array that is passed to the function
 - This does not apply when an individual element is passed on as argument



Library Functions



Library Functions

- Set of functions already written for you, and bundled in a “library”
- Example: printf, scanf, getchar,
- C library provides a large number of functions for many things
- Already seen math library functions earlier
- Will look at string library functions

String Library Functions

- String library functions
 - perform common operations on null terminated strings
 - Must include a special header file

```
#include <string.h>
```
- Example
 - `printf ("%f", strlen(C));`
 - C is a null-terminated string
 - Calls function `strlen`, which returns the number of characters in C (not counting the `'\0'` character)

Common string library functions

- `strlen` – returns the length of a string
- `strcmp` – compares two strings (lexicographic)
 - Returns 0 if the two strings are equal, < 0 if first string is less than the second string, > 0 if the first string is greater than the second string
 - Commonly used for sorting strings
- `strcat` – concatenates two strings
- `strcpy` – copy one string to another
 - we will need some basic knowledge of pointers to understand how to use `strcat` and `strcpy`
- Many others, but these are the ones you will know in this course

Example

```
#include <stdio.h>
#include <string.h>

int main()
{
    char A[20], B[20];
    int n, m, val;
    scanf("%s%s", A, B);
    n = strlen(A);
    m = strlen(B);
    printf("The lengths of the strings are %d and %d\n", n, m);
    val = strcmp(A, B);
    if (val == 0)
        printf("The strings are the same\n");
    else if (val < 0)
        printf("%s is smaller than %s\n", A, B);
    else
        printf("%s is greater than %s\n", A, B);
}
```

Outputs

program program

The lengths of the strings are 7 and 7

The strings are the same

arobinda abhijit

The lengths of the strings are 8 and 7

arobinda is larger than abhijit

iit-kgp iit-mandi

The lengths of the strings are 7 and 9

iit-kgp is smaller than iit-mandi

arobinda Arobinda

The lengths of the strings are 8 and 8

arobinda is larger than Arobinda

Practice Problems

- No separate problems needed. Look at everything that you did so far, such as finding sum, finding average, counting something, checking if something is true or false (“Is there an element in array A such that....”) etc. in which the final answer is one thing only (like sum, count, 0 or 1,...). Then for each of them, rather than doing it inside main (as you have done so far), write it as a function with appropriate parameters, and call from main() to find and print.
 - Normally, read and print everything from main(). Do not read or print anything inside the function. This will give you better practice. However, you can write simple functions for printing an array.