



# Expressions

# Expressions

- Variables and constants linked with operators

- **Arithmetic expressions**

- Uses **arithmetic operators**

**$2*3 + 5 - 10/3$**

- Can evaluate to any numerical value

- **Logical expressions**

- Uses **relational** and **logical operators**

**$(count \leq 100)$**

- Evaluates to 1 or 0 (true or false) only

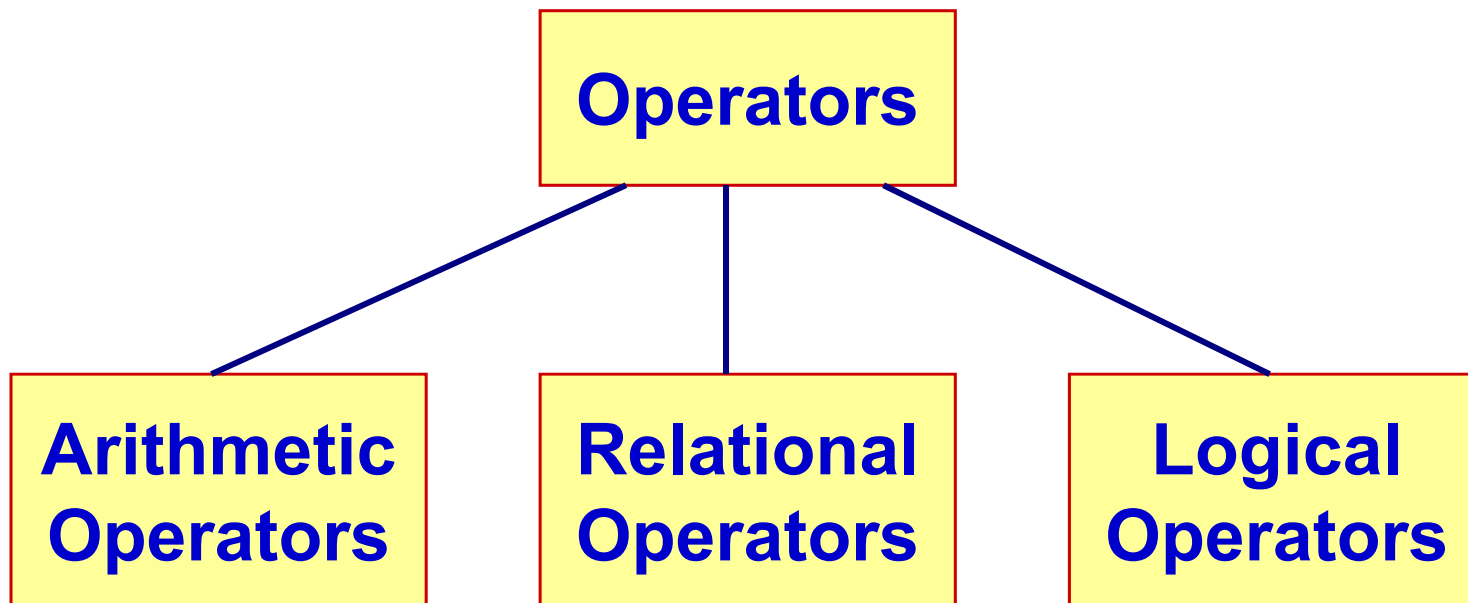
- **Assignment expression**

- Uses **assignment operators**

**$velocity = 20$**

- Evaluates to a value depending on assignment

# Types of Operators in Expressions



# Arithmetic Operators

## ■ Binary operators

- Addition: +
- Subtraction: -
- Division: /
- Multiplication: \*
- Modulus: %

## ■ Unary operators

- Plus: +
- Minus: -

## Few Examples

$$2*3 + 5 - 10/3$$

$$-1 + 3*25/5 - 7$$

$$\text{distance} / \text{time}$$

$$3.14* \text{radius} * \text{radius}$$

$$a * x * x + b*x + c$$

$$\text{dividend} / \text{divisor}$$

$$37 \% 10$$

# Integer Arithmetic

- Suppose  $x$  and  $y$  are two integer variables, whose values are 13 and 5 respectively

13	$x$
5	$y$
	$z$

$x + y$	18
$x - y$	8
$x * y$	65
$x / y$	2
$x \% y$	3

23%6?



## Arithmetic Operators

- All operators except % can be used with operands of all of the data types int, float, double, char (% can also be used with char! We shall see what it means later...)
- % can be used only with integer operands

## Operator Precedence

- In decreasing order of priority

1. Parentheses :: ( )

2. Unary minus :: -3

3. Multiplication, Division, and Modulus

4. Addition and Subtraction

$$((9+5^*-3)+5/4)$$

- For operators of the **same priority**, evaluation is from **left to right** as they appear
- Parentheses may be used to change the precedence of operator evaluation

## Examples: Arithmetic Expressions

$$a + b * c - d / e \quad \rightarrow \quad a + (b * c) - (d / e)$$

$$a * - 10 + d \% e - f \quad \rightarrow \quad a * (- 10) + (d \% e) - f$$

$$a - b + c + 5 \quad \rightarrow \quad (((a - b) + c) + 5)$$

$$x * y * z \quad \rightarrow \quad ((x * y) * z)$$

$$a + 2.34 + c * d * e \quad \rightarrow \quad (a + 2.34) + ((c * d) * e)$$



# Exercise

■  $3/2*5.0=$   **$1*5.0=5.0$**

■  $30.0+26/10+2*3.0 =$   **$30.0 +2+6.0=38.0$**

■  $5+2.0*25/4+3 =$   **$5+50.0/4+3 =20.5$**

■  $5+25/4*2.0+3 =$   **$5+6*2.0+3 =20.0$**

## Example: Centigrade to Fahrenheit

```
#include <stdio.h>
int main()
{
    float cent, fahr;
    printf("Enter Centigrade: ");
    scanf("%f",&cent);
    fahr = cent*(9.0/5.0) + 32;
    printf( "%f C equals %f F\n", cent, fahr);
    return 0;
}
```

### Output

```
Enter centigrade: 36.5
36.500000 C equals 97.699997 F
```

- **Caution:** Since floating-point values are rounded to the maximum number of significant digits permissible, the final value is an approximation of the final result. This can cause strange results sometimes in comparisons.

```
#include <stdio.h>
int main()
{
    float f1;
    printf("Enter a no: ");
    scanf("%f", &f1);
    printf("No. entered is %f\n", f1);
    if(f1 == 23.56) printf("True\n");
    else printf("False\n");
}
```

```
Enter a no: 23.56
No. entered is 23.559999
False
```



## Type of Value of an Arithmetic Expression

- If all operands of an operator are integers (int variables or integer constants), the value is always integer
  - Example:  $9/5$  will be printed as 1, not 1.8
- But if at least one operand is real, the value is real
  - So  $9/5.0$  will be correctly printed as 1.8

```
#include <stdio.h>
```

```
int main()
```

```
{
```

```
    int a, b;
```

```
    float c;
```

```
    a = 9; b = 5;
```

```
    printf ("a/b is %d\n", a/b) ;
```

```
    c = 5.0;
```

```
    printf ("a/c is %f\n", a/c) ;
```

```
    return 0;
```

```
}
```

Output

```
a/b is 1
```

```
a/c is 1.800000
```



## This is a tricky problem!!

```
int a=10, b=4, c;
```

```
float x;
```

```
c = a / b;
```

```
x = a / b;
```

The value of c will be 2

The value of x will be 2.0

But we want 2.5 to be stored in x

# Assignment Expression

- Uses the assignment operator (=)
- General syntax:  
**variable\_name = expression**
- Left of = is called **l-value**, must be a modifiable variable
- Right of = is called **r-value**, can be any expression
- Examples:

**velocity = 20**

**b = 15; temp = 12.5**

**A = A + 10**

**v = u + f \* t**

**s = u \* t + 0.5 \* f \* t \* t**

- Value of an assignment expression is the value assigned to the l-value
- Example: value of
  - $a = 3$  is 3
  - $b = 2 * 4 - 6$  is 2
  - $n = 2 * u + 3 * v - w$  is whatever the arithmetic expression  $2 * u + 3 * v - w$  evaluates to given the current values stored in variables  $u, v, w$



## Contd.

- Several variables can be assigned the same value using multiple assignment operators

```
a = b = c = 5;
```

```
flag1 = flag2 = 'y';
```

```
speed = flow = 0.0;
```

- Easy to understand if you remember that
  - The assignment expression has a value
  - Multiple assignment operators are right-to-left associative

## Example

- Consider  **$a = b = c = 5$** 
  - Three assignment operators
  - Rightmost assignment expression is  $c=5$ , evaluates to value 5
  - Now you have  $a = b = 5$
  - Rightmost assignment expression is  $b=5$ , evaluates to value 5
  - Now you have  $a = 5$
  - Evaluates to value 5
  - So all three variables store 5, the final value the assignment expression evaluates to is 5

## Types of l-value and r-value

- Usually should be the same
- If not, the type of the r-value will be internally converted to the type of the l-value, and then assigned to it
- Example:

```
double a;
```

```
a = 2*3;
```

Type of r-value is int and the value is 6

Type of l-value is **double**, so stores 6.0

## Can Give Strange Unintended Results, Unless You are Careful!

```
int a;
```

```
a = 2*3.2;
```

- Type of r-value is float/double and the value is 6.4
- Type of l-value is int, so internally converted to 6
- So `a` stores 6, not the correct result
- An int cannot store fractional part anyway
- Be careful about the types on both sides

## Short hand Assignment Operators

- $+=$ ,  $-=$ ,  $*=$ ,  $/=$ ,  $\%=$
- Operators for special type of assignments
- $a += b$  is the same as  $a = a + b$
- Same for  $-=$ ,  $*=$ ,  $/=$ , and  $\%=$

## Examples

- Suppose  $x$  and  $y$  are two integer variables, and  $x=5$ ;  $y=10$ ;

$x += y$	Stores 15 in $x$ Evaluates to 15
$x -= y$	Stores -5 in $x$ Evaluates to -5
$x *= y$	Stores 50 in $x$ Evaluates to 50
$x /= y$	Stores 0 in $x$ Evaluates to 0

## Exercise

- Find the values of  $x$ ,  $y$ , and  $z$

$x = 5;$

$z = 12;$

$x *= x;$

$x += z * z;$

$y = x \% z;$

$x$	$y$	$z$
5	?	?
5	?	12
25	?	12
169	?	12
169	1	12



# Logical Expressions

- Uses relational and logical operators
- Informally, specifies a condition which can be true or false
- Evaluates to value 0 if the condition is false
- Evaluates to some non-zero value if the condition is true



# Relational Operators

- Used to compare two quantities

< is less than

> is greater than

<= is less than or equal to

>= is greater than or equal to

== is equal to

!= is not equal to

## Examples

$10 > 20$  is false, so value is 0

$25 < 35.5$  is true, so value is non-zero

$12 > (7 + 5)$  is false, so value is 0

$32 \neq 21$  is true, so value is non-zero

- When arithmetic expressions are used on either side of a relational operator, the arithmetic expressions will be evaluated first and then the results compared

$a + b > c - d$  is the same as  $(a + b) > (c - d)$

- Note: The value corresponding to true can be any non-zero value, not necessarily 1
  - Will print 1 in most cases, but should not assume it will

# Logical Operators

## □ Logical AND (&&)

- Evaluates to true (1) if both the operands are non-zero

## □ Logical OR (||)

- Evaluates to true (1) if at least one of the operands is non-zero

<b>X</b>	<b>Y</b>	<b>X &amp;&amp; Y</b>	<b>X    Y</b>
0	0	false	false
0	non-0	false	true
non-0	0	false	true
non-0	non-0	true	true



## Contd.

- Unary negation operator (!)
  - Single operand
  - Value is 0 if operand is non-zero
  - Value is 1 if operand is 0



## Examples of Logical Expressions

- `(count <= 100)`
- `((math+phys+chem)/3 >= 60)`
- `((sex == 'M') && (age >= 21))`
- `((marks >= 80) && (marks < 90))`
- `((balance > 5000) || (no_of_trans > 25))`
- `(! (grade == 'A'))`



- **a = 3 && (b = 4)**

- b = 4 is an assignment expression, evaluates to 4
- **&& has higher precedence than =**
- 3 && (b = 4) evaluates to true as both operands of && are non-0, so final value of the logical expression is true
- a = 3 && (b = 4) is an assignment expression, evaluates to 1 (true)


- Note that changing to b = 0 would have made the final value 0

## Example: AND and OR

```
#include <stdio.h>
int main ()
{
    int i, j;
    scanf("%d%d",&i,&j);
    printf ("%d AND %d = %d, %d OR %d=%d\n", i, j, i&& j, i, j, i||j) ;
    return 0;
}
```

### Output

```
3 0
3 AND 0 = 0, 3 OR 0 = 1
```

- 
- Logical expressions are used in control statements
  - We will see more examples of logical expressions when we study control statements next





# More on Arithmetic Expressions

## Recall the earlier problem

```
int a=10, b=4, c;
```

```
float x;
```

```
c = a / b;
```

```
x = a / b;
```

The value of c will be 2

The value of x will be 2.0

But we want 2.5 to be stored in x

## Solution: Typecasting

- Changing the type of a variable during its use


- General form

`(type_name) variable_name`

- Example

`x = ((float) a) / b;`

Now x will store 2.5 (type of a is considered to be float **for this operation only**, now it is a mixed-mode expression, so real values are generated)

- 
- Not everything can be typecast to anything without losing value or accuracy
    - float/double should not be typecast to int (as an int cannot store everything a float/double can store)
    - int should not be typecast to char (same reason)
  - General rule: make sure the final type can store any value of the initial type

## Example: Finding Average of 2 Integers

### Wrong program

```
int a, b;  
float avg;  
scanf("%d%d", &a, &b);  
avg = (a + b)/2;  
printf("%f\n", avg);
```

average-1.c

```
int a, b;  
float avg;  
scanf("%d%d", &a, &b);  
avg = ((float) (a + b))/2;  
printf("%f\n", avg);
```

### Correct programs

```
int a, b;  
float avg;  
scanf("%d%d", &a, &b);  
avg = (a + b)/2.0;  
printf("%f\n", avg);
```



## More Operators: Increment (++) and Decrement (--)

- Both of these are unary operators; they operate on a single operand
- The increment operator causes its operand to be increased by 1
  - Example: **a++**, **++count**
- The decrement operator causes its operand to be decreased by 1.
  - Example: **i--**, **--distance**

## Pre-increment versus post-increment

- Operator written before the operand (++i, --i)
  - Called pre-increment operator (also sometimes called prefix ++ and prefix --)
  - Operand will be altered in value **before** it is utilized in the statement
- Operator written after the operand (i++, i--)
  - Called post-increment operator (also sometimes called postfix ++ and postfix --)
  - Operand will be altered in value **after** it is utilized in the statement

## Examples

Initial values :: a = 10; b = 20;

x = 50 + ++a;	a = 11, x = 61
x = 50 + a++;	x = 60, a = 11
x = a++ + --b;	b = 19, x = 29, a = 11
x = a++ - ++a;	??

Called **side effects** (while calculating some values, something else gets changed)



Precedence among different operators (there are many other operators in C, some of which we will see later)

Operator Class	Operators	Associativity
Unary	postfix ++, --	Left to Right
Unary	prefix ++, -- - ! &	Right to Left
Binary	* / %	Left to Right
Binary	+ -	Left to Right
Binary	< <= > >=	Left to Right
Binary	== !=	Left to Right
Binary	&&	Left to Right
Binary		Left to Right
Assignment	= += -= *= /= %=	Right to Left

# Doing More Complex Mathematical Operations

- C provides some mathematical functions to use
  - perform common mathematical calculations
  - Must include a special header file

```
#include <math.h>
```
- Example
  - `printf ("%f", sqrt(900.0));`
    - Calls function `sqrt`, which returns the square root of its argument
- Return values of math functions are of type `double`
- Arguments may be constants, variables, or expressions
- Similar to functions you have seen in school maths



# Math Library Functions

- `double acos(double x)` – Compute arc cosine of  $x$ .
- `double asin(double x)` – Compute arc sine of  $x$ .
- `double atan(double x)` – Compute arc tangent of  $x$ .
- `double atan2(double y, double x)` – Compute arc tangent of  $y/x$ .
- `double cos(double x)` – Compute cosine of angle in radians.
- `double cosh(double x)` – Compute the hyperbolic cosine of  $x$ .
- `double sin(double x)` – Compute sine of angle in radians.
- `double sinh(double x)` – Compute the hyperbolic sine of  $x$ .
- `double tan(double x)` – Compute tangent of angle in radians.
- `double tanh(double x)` – Compute the hyperbolic tangent of  $x$ .

# Math Library Functions

- `double ceil(double x)` – Get smallest integral value that exceeds  $x$ .
- `double floor(double x)` – Get largest integral value less than  $x$ .
- `double exp(double x)` – Compute exponential of  $x$ .
- `double fabs (double x)` – Compute absolute value of  $x$ .
- `double log(double x)` – Compute log to the base  $e$  of  $x$ .
- `double log10 (double x)` – Compute log to the base 10 of  $x$ .
- `double pow (double x, double y)` – Compute  $x$  raised to the power  $y$ .
- `double sqrt(double x)` – Compute the square root of  $x$ .

# Computing distance between two points

```
#include <stdio.h>
#include <math.h>
int main()
{
    int x1, y1, x2, y2;
    double dist;
    printf("Enter coordinates of first point: ");
    scanf("%d%d", &x1, &y1);
    printf("Enter coordinates of second point: ");
    scanf("%d%d", &x2, &y2);
    dist = sqrt(pow(x1 - x2, 2) + pow(y1 - y2, 2));
    printf("Distance = %lf\n", dist);
    return 0;
}
```

```
Enter coordinates of first point: 3 4
Enter coordinates of second point: 2 7
Distance = 3.162278
```

**Output**

# Practice Problems

1. Read in three integers and print their average
2. Read in four integers a, b, c, d. Compute and print the value of the expression
$$a+b/c/d*10*5-b+20*d/c$$
  - Explain to yourself the value printed based on precedence of operators taught
  - Repeat by putting parenthesis around different parts (you choose) and first do by hand what should be printed, and then run the program to verify if you got it right
  - Repeat similar thing for the expression  $a\&\&b||c\&\&d>a||c\leq b$
3. Read in the coordinates (real numbers) of three points in 2-d plane, and print the area of the triangle formed by them
4. Read in the principal amount P, interest rate I, and number of years N, and print the compound interest (compounded annually) earned by P after N years